

Annexure - I

- 1 Name of Listed Entity: **SINTEX INDUSTRIES LIMITED**
- 2 Scrip Code : **BSE - Equity-502742 , NSE - Equity-Sintex EQ**  
Name of Scrip : **Equity Shares**  
Class of Security : **N.A.**
- 3 Share Holding Pattern Filed under: Reg. 31(1)(b)
  - a. If under 31(1)(b) then indicate the report for Quarter ending : **31st March, 2016**
  - b. If under 31(1)(c) then indicate date of allotment/extinguishment
- 4 Declaration: The Listed entity is required to submit the following declaration to the extent of submission of information:-

Sr. No.	Particulars	Yes*	No*
1	Whether the Listed Entity has issued any partly paid up shares?		✓
2	Whether the Listed Entity has issued any Convertible Securities or Warrants?		✓
3	Whether the Listed Entity has any shares against which depository receipts are issued?		✓
4	Whether the Listed Entity has any shares in locked-in?	✓	
5	Whether any shares held by promoters are pledge or otherwise encumbered?	✓	

\* If the Listed Entity selects the option 'No' for the questions above, the columns for the partly paid up shares, Outstanding Convertible Securities/Warrants, depository receipts, locked-in shares, No of shares pledged or otherwise encumbered by promoters, as applicable, shall not be displayed at the time of dissemination on the Stock Exchange website. Also wherever there is 'No' declared by Listed Entity in above table the values will be considered as 'Zero' by default on submission of the format of holding of specified securities.

- 5 The tabular format for disclosure of holding of specified securities is as follows:-




Table I - Summary statement holding of specified securities

Category (I)	Category of shareholder (II)	Nos of shareholders (III)	No of fully paid-up equity shares held (IV)	No of Partly paid-up equity shares held (V)	No of shares underlying Depository Receipts (VI)	Total nos. shares held (VII) = (IV)+(V)+(VI)	Shareholding as a % of total no. of shares(calculated as per SCRR, 1957) (VIII) As a % of (A+B+C2)	Number of Voting Rights held in each class of securities (IX)				No of shares Underlying Outstanding convertible securities (including Warrants) (X)	Shareholding, as a % assuming full conversion of convertible securities (as a percentage of diluted share capital) (XI)=(VII)+(X) As a % of (A+B+C2)	Number of Locked in shares (XII)		Number of shares pledged or otherwise encumbered (XIII)		Number of equity shares held in dematerialized form (XIV)
								No of Voting Rights			Total as a % of (A+B+C)			No. (a)	As a % of total shares held (b)	No. (a)	As a % of total shares held (b)	
								Equity Share	Class eg. Y	Total								
(A)	Promoter & Promoter Group	19	144935763	0	0	144935763	32.46	144935763	0	144935763	32.46	0	0.00	16400000	11.32	68400000	47.19	144935763
(B)	Public	195946	301614958	0	0	301614958	67.54	301614958	0	301614958	67.54	0	0.00	0	0	NA	NA	298503133
(C)	Non Promoter- Non Public	0	0	0	0	0	0.00	0	0	0	0.00	0	0.00	0	0	NA	NA	0
(C1)	Shares underlying DRs	0	0	0	0	0	0.00	0	0	0	0.00	0	0.00	0	0	NA	NA	0
(C2)	Shares held by Employee Trusts	0	0	0	0	0	0.00	0	0	0	0.00	0	0.00	0	0	NA	NA	0
	Total	195965	446550721			446550721	100	446550721	0	446550721	100	0	0.00	16400000	3.67	68400000	15.32	443438896




Table II - Statement showing shareholding pattern of the Promoter and Promoter Group


(1)	Category & Name of Shareholder (I)	PAN (II)	No. of Shareholder (III)	No. of fully paid up equity shares held (IV)	Partly paid-up equity shares held (V)	Nos. of shares underlying Depository Receipts (VI)	Total nos. shares held (VII)= IV+V+VI)	Shareholding % calculated as per SCRR, 1957 As a % of (A+B+C2) (VIII)	Number of Voting Rights held in each class of securities (IX)				No. of Shares Underlying Outstanding convertible securities (including Warrants) (X)	Shareholding, as a % assuming full conversion of convertible securities (as a percentage of diluted share capital) (XI)= (VII)+(X) as a % of A+B+C2	Number of Locked in shares (XII)		Number of Shares pledged or otherwise encumbered (XIII)		Number of equity shares held in dematerialized form (XIV)
									No of Voting Rights			Total as a % of Total Voting rights			No. (a)	As a % of total Shares held (b)	No. (a)	As a % of total shares held (b)	
									Equity Share	Class Y	Total								
(1)	Indian																		
(a)	Individuals/ Hindu undivided Family		9	2869830	0	0	2869830	0.64	2869830	0	2869830	0.64	0	0	0	0	0	0	2869830
	Pranay Arunprasad Patel	ADSP5882A		758830	0	0	758830	0.17	758830	0	758830	0.17	0	0	0	0	0	0	758830
	Rahulbhai Patel	ABGPP6268C		497090	0	0	497090	0.11	497090	0	497090	0.11	0	0	0	0	0	0	497090
	Amit Patel	ABGPP6259B		339900	0	0	339900	0.08	339900	0	339900	0.08	0	0	0	0	0	0	339900
	Deval Rahul Patel	ADIPP7895B		262500	0	0	262500	0.06	262500	0	262500	0.06	0	0	0	0	0	0	262500
	Leena Arunprasad Patel	ABGPP6529G		177970	0	0	177970	0.04	177970	0	177970	0.04	0	0	0	0	0	0	177970
	Arunprasad Purshottandas Patel	ABGPP6270N		327710	0	0	327710	0.07	327710	0	327710	0.07	0	0	0	0	0	0	327710
	Dineshchandra Patel	ABBP5032D		247860	0	0	247860	0.06	247860	0	247860	0.06	0	0	0	0	0	0	247860
	Kalavati Patel	AEPPO513C		192350	0	0	192350	0.04	192350	0	192350	0.04	0	0	0	0	0	0	192350
	Poonam Pranay Patel	AAXPP3196M		65620	0	0	65620	0.01	65620	0	65620	0.01	0	0	0	0	0	0	65620
(b)	Central Government / State Government(s)		0	0	0	0	0	0.00	0	0	0	0.00	0	0	0	0	0	0	0
(c)	Financial Institutions / Banks		0	0	0	0	0	0.00	0	0	0	0.00	0	0	0	0	0	0	0
(d)	Any Other - Bodies Corporate		10	142065933	0	0	142065933	31.81	142065933	0	142065933	31.81	0	0	16400000	11.54	68400000	48.15	142065933
	BVM Finance Private Limited	AAACB1589J		78103905	0	0	78103905	17.49	78103905	0	78103905	17.49	0	0	0	0	60037238	76.87	78103905
	Opel Securities Private Limited	AAACO2276P		30223452	0	0	30223452	6.77	30223452	0	30223452	6.77	0	0	82000000	27.13	4181381	13.83	30223452
	Kolon Investment Pvt. Ltd.	AAACK9118L		30222046	0	0	30222046	6.77	30222046	0	30222046	6.77	0	0	82000000	27.13	4181381	13.84	30222046
	Denis Trades and Investments Pvt. Ltd.	AAACD6598B		958300	0	0	958300	0.21	958300	0	958300	0.21	0	0	0	0	0	0	958300
	Denis Holdings Private Limited	AABCD2088B		774550	0	0	774550	0.17	774550	0	774550	0.17	0	0	0	0	0	0	774550
	Star Line Leasing Ltd.	AAACS7851A		724390	0	0	724390	0.16	724390	0	724390	0.16	0	0	0	0	0	0	724390
	Bar Magnet Investment Private Limited	AABCB9205E		397690	0	0	397690	0.09	397690	0	397690	0.09	0	0	0	0	0	0	397690
	Mas Chemical Industries Pvt. Ltd.	AABCM6329A		393750	0	0	393750	0.09	393750	0	393750	0.09	0	0	0	0	0	0	393750
	Som Shiva (Impex) Limited	AACCS7803E		262500	0	0	262500	0.06	262500	0	262500	0.06	0	0	0	0	0	0	262500
	Prominent Plastics Limited	AAACP2800Q		5350	0	0	5350	0.00	5350	0	5350	0.00	0	0	0	0	0	0	5350
	Sub-Total (A)(1)		19	144935763	0	0	144935763	32.46	144935763	0	144935763	32.46	0	0	16400000	11.32	68400000	47.19	144935763
(2)	Foreign		0	0	0	0	0	0.00	0	0	0	0.00	0	0	0	0	0	0	0
(a)	Individuals (Non-Resident Individuals/ Foreign Individuals)		0	0	0	0	0	0.00	0	0	0	0.00	0	0	0	0	0	0	0
(b)	Government		0	0	0	0	0	0.00	0	0	0	0.00	0	0	0	0	0	0	0
(c)	Institutions		0	0	0	0	0	0.00	0	0	0	0.00	0	0	0	0	0	0	0
(d)	Foreign Portfolio Investor		0	0	0	0	0	0.00	0	0	0	0.00	0	0	0	0	0	0	0
(f)	Any Other (specify)		0	0	0	0	0	0.00	0	0	0	0.00	0	0	0	0	0	0	0
	Sub-Total (A)(2)		0	0	0	0	0	0.00	0	0	0	0.00	0	0	0	0	0	0	0
	Total Shareholding of Promoter and Promoter Group (A)= (A)(1)+(A)(2)		19	144935763	0	0	144935763	32.46	144935763	0	144935763	32.46	0	0	16400000	11.32	68400000	47.19	144935763

Details of Shares which remain undaimed may be given here along with details such as number of shareholders, outstanding shares held in demat/undaimed suspense account, voting rights which are frozen etc.

Note:

1. PAN would not be displayed on website of Stock Exchange(s)

2. The term 'Encumbrance' has the same meaning as assigned under regulation 2B(3) of SEBI (Substantial Acquisition of Shares and Takeovers) Regulations, 2011.



74

Table 'II' - Statement showing shareholding pattern of the Public shareholder

Table 'II' - Statement showing shareholding pattern of the Public shareholder																			
(1)	Category & Name of Shareholder (i)	PAN (ii)	No. of Share holder (iii)	No. of fully paid up equity shares held (iv)	Partly paid-up equity shares held (v)	Nos. of shares underlying Depository Receipts (vi)	Total nos. shares held (vii)= (iv+v+vi)	Shareholding % calculated as per SCRR, 1957 As a % of (A+B+C2) (viii)	Number of Voting Rights held in each class of securities (ix)			No. of Shares Underlying Outstanding convertible securities (including Warrants) (x)	Shareholding, as a % assuming full conversion of convertible securities (as a percentage of diluted share capital) (xi)	Number of Locked in shares (xii)		Number of Shares pledged or otherwise encumbered (xiii)		Number of equity shares held in dematerialized form (xiv)	
									No of Voting Rights					Total as a % of Total Voting rights	No. (a)	As a % of total Shares held (b)	No. (Not applicable) (a)		As a % of total shares held (b)
									Equity Share	Class Y	Total								
(1)	Institutions																		
(a)	Mutual Funds/		16	7402880	0	0	7402880	1.66	7402880	0	7402880	1.66	0	0.00	0	0.00	NA		7400880
(b)	Venture Capital Funds		0	0	0	0	0	0.00	0	0	0	0.00	0	0.00	0	0.00	NA		0
(c)	Alternate Investment Funds		0	0	0	0	0	0.00	0	0	0	0.00	0	0.00	0	0.00	NA		0
(d)	Foreign Venture Capital Investors		0	0	0	0	0	0.00	0	0	0	0.00	0	0.00	0	0.00	NA		0
(e)	Foreign Portfolio Investors		76	83206750	0	0	83206750	18.63	83206750	0	83206750	18.63	0	0.00	0	0.00	NA		83206750
	Platinum Asia Fund	AAATP8273E		26186953	0	0	26186953	5.86	26186953	0	26186953	5.86	0	0.00	0	0.00	NA		0
	Government of Singapore	AAHCS8783J		9685276	0	0	9685276	2.17	9685276	0	9685276	2.17	0	0.00	0	0.00	NA		0
	Dimensional Emerging Markets Value Fund	AAECM3575F		7654120	0	0	7654120	1.71	7654120	0	7654120	1.71	0	0.00	0	0.00	NA		0
(f)	Financial Institutions/ Banks		18	2228079	0	0	2228079	0.50	2228079	0	2228079	0.50	0	0.00	0	0.00	NA		2216179
(g)	Insurance Companies		1	50000	0	0	50000	0.01	50000	0	50000	0.01	0	0.00	0	0.00	NA		50000
(h)	Provident Funds/ Pension Funds		0	0	0	0	0	0.00	0	0	0	0.00	0	0.00	0	0.00	NA		0
(i)	Any Other (specify)																		
	Foreign Institutional Investors		64	73194145	0	0	73194145	16.39	73194145	0	73194145	16.39	0	0.00	0	0.00	NA		73194145
	Barclays Merchant Bank (Singapore) Ltd	AACCB0070E		13961290	0	0	13961290	3.13	13961290	0	13961290	3.13	0	0.00	0	0.00	NA		0
	Government Pension Fund Global	AACCD1578M		9750584	0	0	9750584	2.18	9750584	0	9750584	2.18	0	0.00	0	0.00	NA		0
	Orange Mauritius Investments Ltd.	AACCN1454E		9063400	0	0	9063400	2.03	9063400	0	9063400	2.03	0	0.00	0	0.00	NA		0
	Causeway Emerging Markets Fund	AAATC8849F		7144185	0	0	7144185	1.60	7144185	0	7144185	1.60	0	0.00	0	0.00	NA		0
	Morgan Stanley Asia (Singapore) PTE	AABCO0594R		5860162	0	0	5860162	1.31	5860162	0	5860162	1.31	0	0.00	0	0.00	NA		0
	Sub-Total (B)(1)		175	166081854	0	0	166081854	37.19	166081854	0	166081854	37.19	0	0.00	0	0.00	NA		166067954
(2)	Central Government/ State Government(s)/ President of India																		
			0	0	0	0	0	0.00	0	0	0	0.00	0	0.00	0	0.00	NA		0
	Sub-Total (B)(2)		0	0	0	0	0	0.00	0	0	0	0.00	0	0.00	0	0.00	NA		0
(3)	Non-institutions																		
(a)	Individuals -																		
	i. Individual shareholders holding nominal share capital up to Rs. 2 lakhs.		190881	95052340	0	0	95052340	21.29	95052340	0	95052340	21.29	0	0.00	0	0.00	NA		92026825
	ii. Individual shareholders holding nominal share capital in excess of Rs. 2 lakhs.		47	11451500	0	0	11451500	2.56	11451500	0	11451500	2.56	0	0.00	0	0.00	NA		11451500
(b)	NBFCs registered with RB		0	0	0	0	0	0.00	0	0	0	0.00	0	0.00	0	0.00	NA		0
(c)	Employee Trusts		0	0	0	0	0	0.00	0	0	0	0.00	0	0.00	0	0.00	NA		0
(d)	Overseas Depositories (holding DRs) (balancing figure)		0	0	0	0	0	0.00	0	0	0	0.00	0	0.00	0	0.00	NA		0
(e)	Any Other (specify)		4843	29029264	0	0	29029264	6.50	29029264	0	29029264	6.50	0	0.00	0	0.00	NA		28956854
(f)	Bodies Corporate		1655	22169572	0	0	22169572	4.96	22169572	0	22169572	4.96	0	0.00	0	0.00	NA		22104272
(ii)	Executive Director, Spouse and Father HUF		0	0	0	0	0	0.00	0	0	0	0.00	0	0.00	0	0.00	NA		0
(iii)	NRIs		2853	4988116	0	0	4988116	1.12	4988116	0	4988116	1.12	0	0.00	0	0.00	NA		4981006
(iv)	Trust		7	39070	0	0	39070	0.01	39070	0	39070	0.01	0	0.00	0	0.00	NA		39070
(v)	Clearing Members		328	1832506	0	0	1832506	0.41	1832506	0	1832506	0.41	0	0.00	0	0.00	NA		1832506
	Sub-Total (B)(3)		195771	135533104	0	0	135533104	30.35	135533104	0	135533104	30.35	0	0.00	0	0.00			132435179
	Total Public Shareholding (B) = (B)(1)+(B)(2)+(B)(3)		195946	301614958	0	0	301614958	67.54	301614958	0	301614958	67.54	0	0.00	0	0.00			298503133

Details of the shareholders acting as persons in Concert (including their Shareholding (No. and %): NIL

Details of Shares which remain unclaimed may be given here along with details such as number of shareholders, outstanding shares held in demat/unclaimed suspense account, voting rights which are frozen etc. NIL

Note:

- PAN would not be displayed on website of Stock Exchange(s).
- The above format needs to be disclosed along with the name of following persons: Institutions/Non Institutions holding more than 1% of total number of shares.
- W.r.t. the information pertaining to Depository Receipts, the same may be disclosed in the respective columns to the extent information available and the balance to be disclosed as held by custodian.




Annexure - I

- 1 Name of Listed Entity: **SINTEX INDUSTRIES LIMITED**
- 2 Scrip Code : **BSE - Equity-502742 , NSE - Equity-Sintex EQ**  
Name of Scrip : **Equity Shares**  
Class of Security : **N.A.**
- 3 Share Holding Pattern Filed under: Reg. 31(1)(b)  
a. If under 31(1)(b) then indicate the report for Quarter ending : **26th September, 2016**  
b. If under 31(1)(c) then indicate date of allotment/extinguishment
- 4 Declaration: The Listed entity is required to submit the following declaration to the extent of submission of information:-

Sr. No.	Particulars	Yes*	No*
1	Whether the Listed Entity has issued any partly paid up shares?		✓
2	Whether the Listed Entity has issued any Convertible Securities or Warrants?	✓	
3	Whether the Listed Entity has any shares against which depository receipts are issued?		✓
4	Whether the Listed Entity has any shares in locked-in?	✓	
5	Whether any shares held by promoters are pledge or otherwise encumbered?	✓	

\* If the Listed Entity selects the option 'No' for the questions above, the columns for the partly paid up shares, Outstanding Convertible Securities/Warrants, depository receipts, locked-in shares, No of shares pledged or otherwise encumbered by promoters, as applicable, shall not be displayed at the time of dissemination on the Stock Exchange website. Also wherever there is 'No' declared by Listed Entity in above table the values will be considered as 'Zero' by default on submission of the format of holding of specified securities.

- 5 The tabular format for disclosure of holding of specified securities is as follows:-



Introductory sub-table (I)(a) -

Name of the Company: SINTEX INDUSTRIES LIMITED  
 Scrip Code, Name of the scrip, class of security : EQUITY  
 As on : 26th September 2016

Table I - Summary Statement holding of specified securities

Category	Category of shareholder	Nos. of shareholders	No. of fully paid up equity shares held	No. of Partly paid-up equity shares held	No. of shares underlying Depository Receipts	Total nos. shares held	Shareholding as a % of total no. of shares (calculated as per SCRR, 1957)	Number of Voting Rights held in each class of securities				No. of Shares Underlying Outstanding convertible securities (including Warrants)	Shareholding, as a % assuming full conversion of convertible securities (as a percentage of diluted share capital)	Number of Locked in shares		Number of Shares pledged or otherwise encumbered		Number of equity shares held in dematerialized form
								No of Voting Rights			Total as a % of (A+B+C)			No. (a)	As a % of total Shares held (b)	No. (a)	As a % of total Shares held (b)	
								Class: Equity Shares	Class: NIL	Total								
(I)	(II)	(III)	(IV)	(V)	(VI)	(VII)=(IV)+(V)+(VI)	(VIII) As a % of (A+B+C2)	(IX)				(X)	(XI)=(VII)+(X) As a % of (A+B+C2)	(XII)		(XIII)		(XIV)
(A)	Promoter & Promoter Group	19	169981127	0	0	169981127	32.47	169981127	0	169981127	32.47	0	32.47	16400000	9.65	68400000	40.24	169981127
(B)	Public	226229	353491494	0	0	353491494	67.53	353491494	0	353491494	67.53	0	67.53	0	0.00	NA	NA	350315988
(C)	Non Promoter- Non Public															NA	NA	
(C1)	Shares underlying DRs	0	0	0	0	0	NA	0	0	0	0.00	0	0.00	0	0.00	NA	NA	
(C2)	Shares held by Employee Trusts	0	0	0	0	0	0.00	0	0	0	0.00	0	0.00	0	0.00	NA	NA	
	Total	226248	523472621	0	0	523472621	100.00	523472621	0	523472621	100.00	0	100.00	16400000	3.13	68400000	13.07	520297115
Note:																		
1	The above Equity Share Capital includes 7,69,21,900 equity shares issued and allotted to the shareholders of Sintex Industries (both promoter group and public) pursuant to the Right Issue of Sintex Industries.																	
2	Kolon Investment Pvt. Ltd. promoter group entity has intimated the stock exchange for Promoter inter-se transfer of shares from another Promoter group entity i.e. Denis Trades and Investment Pvt. Ltd. on 30 September 2016.																	
	Further, Prominent Plastics Limited, promoter entity has also intimated for Promoter inter-se transfer of shares from another Promoter group entities i.e. Bar Magnet Investment Pvt. Ltd. and Mas Chemical Industries Pvt. Ltd. on 30 September 2016.																	




97




Table ii - Statement showing shareholding pattern of the Promoter and Promoter Group

Category & Name of the Shareholders (I)		PAN (II)	No. of sharehol der (III)	No. of fully paid up equity shares held (IV)	Partly paid-up equity shares held (V)	Nos. of shares underlying Depository Receipts (VI)	Total nos. shares held (VII = IV+V+VI)	Shareholding % calculated as per SCRR, 1957 As a % of (A+B+C2) (VIII)	Number of Voting Rights held in each class of securities (IX)				No. of Shares Underlying Outstanding convertible securities (including Warrants) (X)	Shareholding, as a % assuming full conversion of convertible securities (as a percentage of diluted share capital) (XI) = (VII)+(X) as a % of A+B+C2	Number of Locked In shares (XII)		Number of Shares pledged or otherwise encumbered (XIII)		Number of equity shares held in dematerializ ed form (XIV)	
									No of Voting Rights			Total as a % of								
									Class: Equity Shares	Class: NIL	Total	Total Voting rights								
(1) Indian																				
(a)	Individuals/Hindu undivided Family		9	3004149			3004149	0.57	3004149		3004149	0.57		0.57	0	0.00		0.00	3004149	
	PRANAY ARUNPRASAD PATEL	ADSP5882A		758830			758830	0.14	758830		758830	0.14		0.14	0	0.00		0.00	758830	
	RAHUL ARUNBHAI PATEL	ABGPP6268C		497090			497090	0.09	497090		497090	0.09		0.09	0	0.00		0.00	497090	
	AMIT PATEL	ABGPP6259B		398425			398425	0.08	398425		398425	0.08		0.08	0	0.00		0.00	398425	
	ARUNPRASAD PURSHOTTAMDAS PATEL	ABGPP6270N		327710			327710	0.06	327710		327710	0.06		0.06	0	0.00		0.00	327710	
	DEVAL RAHUL PATEL	ADIPP7895B		262500			262500	0.05	262500		262500	0.05		0.05	0	0.00		0.00	262500	
	DINESHCHANDRA PATEL	ABBPP5032D		290536			290536	0.06	290536		290536	0.06		0.06	0	0.00		0.00	290536	
	KALAVATI PATEL	AEPPP0513C		225468			225468	0.04	225468		225468	0.04		0.04	0	0.00		0.00	225468	
	LEENA ARUNPRASAD PATEL	ABGPP6529G		177970			177970	0.03	177970		177970	0.03		0.03	0	0.00		0.00	177970	
	POONAM PRANAY PATEL	AAAPP3196M		65620			65620	0.01	65620		65620	0.01		0.01	0	0.00		0.00	65620	
(b)	Central Government/ State Government(s)		0	0			0	0.00	0		0	0.00		0.00		0.00		0.00	0	
(c)	Financial Institutions/ Banks		0	0			0	0.00	0		0	0.00		0.00		0.00		0.00	0	
(d)	Any Other (specify)		10	166976978			166976978	31.90	166976978		166976978	31.90		31.90	16400000	9.82	68400000	40.96	166976978	
1	Bodies Corporates		10	166976978			166976978	31.90	166976978		166976978	31.90		31.90	16400000	9.82	68400000	40.96	166976978	
	BVM FINANCE PRIVATE LIMITED	AAACB1589J		78103905			78103905	14.92	78103905		78103905	14.92		14.92		0.00	60037238	76.87	78103905	
	OPEL SECURITIES PVT LTD	AAACO2276P		30223452			30223452	5.77	30223452		30223452	5.77		5.77	8200000	27.13	4181381	13.83	30223452	
	KOLON INVESTMENT PVT LTD	AAACK9118L		54918810			54918810	10.49	54918810		54918810	10.49		10.49	8200000	14.93	4181381	7.61	54918810	
	DENIS TRADERS AND INVESTMENTS PVT LTD	AAACD6598B		958300			958300	0.18	958300		958300	0.18		0.18		0.00		0.00	958300	
	DENIS HOLDINGS PVT LTD	AABCD2088B		774550			774550	0.15	774550		774550	0.15		0.15		0.00		0.00	774550	
	STAR LINE LEASING LIMITED	AAACS7851A		938671			938671	0.18	938671		938671	0.18		0.18		0.00		0.00	938671	
	BAR MAGNET INVESTMENT PVT LTD	AABC89205E		397690			397690	0.08	397690		397690	0.08		0.08		0.00		0.00	397690	
	MAS CHEMICAL INDUSTRIES PVT LTD	AABCM6329A		393750			393750	0.08	393750		393750	0.08		0.08		0.00		0.00	393750	
	SOM SHIVA (IMPEX) LTD	AACCS7803E		262500			262500	0.05	262500		262500	0.05		0.05		0.00		0.00	262500	
	PROMINENT PLASTICS LTD	AAACP2800Q		5350			5350	0.00	5350		5350	0.00		0.00		0.00		0.00	5350	
Sub-Total (A)(1)			19	169981127	0	0	169981127	32.47	169981127		169981127	32.47	0	32.47	16400000	9.65	68400000	40.24	169981127	



<b>(2) Foreign</b>																	
Individuals (Non-Resident)																	
(a) Individuals/ Foreign Individuals	0	0		0	0.00	0		0	0.00		0.00		0.00		0.00		0
(b) Government	0	0		0	0.00	0		0	0.00		0.00		0.00		0.00		0
(c) Institutions	0	0		0	0.00	0		0	0.00		0.00		0.00		0.00		0
(d) Foreign Portfolio Investor	0	0		0	0.00	0		0	0.00		0.00		0.00		0.00		0
(f) Any Other (specify)	0	0		0	0.00	0		0	0.00		0.00		0.00		0.00		0
	0	0		0	0.00	0		0	0.00		0.00		0.00		0.00		0
Sub-Total (A)(2)	0	0	0	0	0.00	0		0	0.00	0	0.00	0	0.00	0	0.00	0	0
Total Shareholding of Promoter and Promoter Group (A)= (A)(1)+(A)(2)	19	169981127	0	0	169981127	32.47	169981127	0	169981127	32.47	0	32.47	16400000	9.65	68400000	40.24	169981127




99



Table III - Statement showing shareholding pattern of the Public shareholder

Category & Name of the Shareholders: (I)	PAN (II)	No. of sharehol- der (III)	No. of fully paid up equity shares held (IV)	Partly paid-up equity shares held (V)	Nos. of shares underlying Depository Receipts (VI)	Total nos. shares held (VII = IV+V+VI)	Shareholding % calculated as per SCRR, 1957 As a % of (A+B+C2) (VIII)	Number of Voting Rights held in each class of securities (IX)				No. of Shares Underlying Outstanding convertible securities (including Warrants) (X)	Total shareholding, as a % assuming full conversion of convertible securities (as a percentage of diluted share capital) (XI)	Number of Locked in shares (XII)		Number of Shares pledged or otherwise encumbered (XIII)		Number of equity shares held in dematerializ- ed form (XIV)
								Class: Equity Shares	Class: NIL	Total	Total as a % of Total Voting rights			No. (a)	As a % of total Shares held (b)	No. (a)	As a % of total shares held (b)	
<b>(1) Institutions</b>																		
(a) Mutual Funds/		10	5507180			5507180	1.05	5507180		5507180	1.05	1.05	0	0.00	NA			5505180
(b) Venture Capital Funds		0	0			0	0.00	0		0	0.00	0.00	0	0.00	NA			0
(c) Alternate Investment Funds		0	0			0	0.00	0		0	0.00	0.00	0	0.00	NA			0
(d) Foreign Venture Capital Investors		0	0			0	0.00	0		0	0.00	0.00	0	0.00	NA			0
(e) Foreign Portfolio Investors		88	80520348			80520348	15.38	80520348		80520348	15.38	15.38	0	0.00	NA			80520348
PLATINUM ASIA FUND	AAATP8273E		19153341			19153341	3.66	19153341		19153341	3.66	3.66	0	0.00	NA			19153341
CAUSEWAY EMERGING MARKETS FUND	AAATC8849F		7739073			7739073	1.48	7739073		7739073	1.48	1.48	0	0.00	NA			7739073
DIMENSIONAL EMERGING MARKETS VALUE FUND	AACCD1578M		8262927			8262927	1.58	8262927		8262927	1.58	1.58	0	0.00	NA			8262927
MACQUARIE EMERGING MARKETS ASIAN TRADING PTE. LTD	AAGCM8776N		6170384			6170384	1.18	6170384		6170384	1.18	1.18	0	0.00	NA			6170384
(f) Financial Institutions/ Banks		14	372389			372389	0.07	372389		372389	0.07	0.07	0	0.00	NA			360989
(g) Insurance Companies		26	8791462			8791462	1.68	8791462		8791462	1.68	1.68	0	0.00	NA			8791462
(h) Provident Funds/ Pension Funds		0	0			0	0.00	0		0	0.00	0.00	0	0.00	NA			0
(i) Any Other (specify)		48	69474456			69474456	13.27	69474456	0	69474456	13.27	13.27	0	0.00	NA			69473956
1 Unit Trust of India		1	500			500	0.00	500	0	500	0.00	0.00	0	0.00	NA			0
2 Foreign Institutional Investors		47	69473956			69473956	13.27	69473956	0	69473956	13.27	13.27	0	0.00	NA			69473956
BARCLAYS MERCHANT BANK (SINGAPORE) LTD.	AACCB0070E		23872768			23872768	4.56	23872768	0	23872768	4.56	4.56	0	0.00	NA			23872768
MORGAN STANLEY ASIA (SINGAPORE) PTE.	AAECM3575F		8693529			8693529	1.66	8693529	0	8693529	1.66	1.66	0	0.00	NA			8693529
Sub-Total (B)(1)		186	164665835	0	0	164665835	31.46	164665835	0	164665835	31.46	0	31.46	0	0.00	NA		164651935
(2) Central Government/ State Government(s)/ President of India		0	0			0	0.00	0		0	0.00	0.00	0	0.00	NA			0
Sub-Total (B)(2)		0	0	0	0	0	0.00	0	0	0	0.00	0	0.00	0	0.00	NA		0



100

<b>(3) Non-institutions</b>													
Individuals													
(a)	i. Individual shareholders holding nominal share capital up to Rs. 2 lakhs.	221004	133775075	133775075	25.56	133775075	133775075	25.56	25.56	0.00	NA	130721928	
	ii. Individual shareholders holding nominal share capital in excess of Rs. 2 lakhs.	27	10288172	10288172	1.97	10288172	10288172	1.97	1.97	0.00	NA	10288172	
(b)	NBFCs registered with RBI	0	0	0	0.00	0	0	0.00	0.00	0.00	NA	0	
(c)	Employee Trusts	0	0	0	0.00	0	0	0.00	0.00	0.00	NA	0	
(d)	Overseas Depositories (holding DRs) (balancing figure)	0	0	0	0.00	0	0	0.00	0.00	0.00	NA	0	
(e)	Any Other (specify)	5012	44762412	44762412	8.55	44762412	44762412	8.55	8.55	0.00	NA	44653953	
1	Bodies Corporate	1456	20804872	20804872	3.97	20804872	20804872	3.97	3.97	0.00	NA	20727953	
2	NRIs (Repat)	2296	4305246	4305246	0.82	4305246	4305246	0.82	0.82	0.00	NA	4304296	
3	NRIs (Non-Repat)	681	1043532	1043532	0.20	1043532	1043532	0.20	0.20	0.00	NA	1036372	
4	Clearing Members	564	2964815	2964815	0.57	2964815	2964815	0.57	0.57	0.00	NA	2964815	
5	Trust	7	48095	48095	0.01	48095	48095	0.01	0.01	0.00	NA	48095	
6	Foreign Companies	3	15535232	15535232	2.97	15535232	15535232	2.97	2.97	0.00	NA	15535232	
	GOVERNMENT OF SINGAPORE	AAAJG0594R	10943673	10943673	2.09	10943673	10943673	2.09	2.09	0.00	NA	10943673	
7	Foreign Nationals	2	1915	1915	0.00	1915	1915	0.00	0.00	0.00	NA	1915	
8	Foreign Portfolio (Individual)	1	35165	35165	0.01	35165	35165	0.01	0.01	0.00	NA	35165	
9	Directors/Relatives	2	23540	23540	0.00	23540	23540	0.00	0.00	0.00	NA	100	
	Sub-Total (B)(3)	226043	188825659	0	0	188825659	36.07	188825659	0	188825659	36.07	0	185664053
	Total Public Shareholding (B)= (B)(1)+(B)(2)+(B)(3)	226229	353491494	0	0	353491494	67.53	353491494	0	353491494	67.53	0	350315988





Table IV - Statement showing shareholding pattern of the Non Promoter- Non Public shareholder																		
Category & Name of the Shareholders (I)	PAN (II)	No. of sharehol- der (III)	No. of fully paid up equity shares held (IV)	Partly paid-up equity shares held (V)	Nos. of shares underlying Depository Receipts (VI)	Total nos. shares held (VII = IV+V+VI)	Shareholding % calculated as per SCRR, 1957 As a % of (A+B+C2) (VIII)	Number of Voting Rights held in each class of securities (IX)				No. of Shares Underlying Outstanding convertible securities (including Warrants) (X)	Total shareholding , as a % assuming full conversion of convertible securities ( as a percentage of diluted share capital) (XI)	Number of Locked in shares (XII)		Number of Shares pledged or otherwise encumbered (XIII)		Number of equity shares held in dematerializ- ed form (XIV)
								No of Voting Rights			Total as a % of Total Voting rights			No.	As a % of total Shares held	No. (Not applicable)	As a % of total shares held	
								Class: Equity Shares	Class: NIL	Total								
(1) Custodian/DR Holder		0	0			0	0.00	0		0	0.00		0.00		0.00		0.00	0
(a) Name of DR Holder (if available)																		
(2) Employee Benefit Trust (under SEBI Regulations, 2014)		0	0			0	0.00	0		0	0.00		0.00		0.00		0.00	0
(a)																		
Total Non-Promoter- Non Public Shareholding (C)= (C)(1)+(C)(2)		0	0	0	0	0	0.00	0	0	0	0.00	0	0.00	0	0.00	0	0.00	0



**SINTEX-BAPL LTD.**

(Formerly known as BRIGHT AUTOPLAST LIMITED)

2011, 2nd Floor, Farena Corporate Park, Hadapsar - Kharadi bypass Road, Hadapsar, Pune - 411013.

Tel: +91 20 71055600 E-mail : info@brightautoplast.com

**SINTEX**  
BAPL**Pre-Scheme Shareholding Pattern of Sintex-BAPL Limited as on 31 March 2016:-**

Sr. No.	Name of Shareholder	No. of Equity Shares	Amount (in INR)	% of Holding
	<b><u>Equity Shareholders</u></b>			
1	Sintex Industries Limited	16,030,080	160,300,800	99.99%
2	Mr. Dinesh B. Patel jointly with Sintex Industries Limited (Nominee)	320	3,200	0.00%
3	Mr. Arun P. Patel jointly with Sintex Industries Limited (Nominee)	320	3,200	0.00%
4	Mr. Amit D. Patel jointly with Sintex Industries Limited (Nominee)	320	3,200	0.00%
5	Mr. Rahul A. Patel jointly with Sintex Industries Limited (Nominee)	320	3,200	0.00%
6	Mr. S. B. Dangayach jointly with Sintex Industries Limited (Nominee)	320	3,200	0.00%
7	Mr. L M Rathod jointly with Sintex Industries Limited (Nominee)	320	3,200	0.00%
	<b>Total Equity Share Capital</b>	<b>16,032,000</b>	<b>160,320,000</b>	<b>100.00%</b>
	<b><u>5% Cumulative Redeemable Preference Shareholders</u></b>			
1	Sintex Industries Limited	50,00,000	100	100%
	<b>Total Preference Share Capital</b>	<b>50,00,000</b>	<b>100</b>	<b>100%</b>

For Sintex-BAPL Limited

Date: 29<sup>th</sup> September 2016

Director/Authorized Signatory

Place: Ahmedabad



**SINTEX-BAPL LTD.**

(Formerly known as BRIGHT AUTOPLAST LIMITED)  
2011, 2nd Floor, Farena Corporate Park, Hadapsar - Kharadi bypass Road, Hadapsar, Pune - 411013.  
Tel: +91 20 71055600 E-mail : info@brightautoplast.com

**SINTEX**  
BAPL

104

**Post-Scheme Shareholding Pattern of Sintex-BAPL Limited as on 29<sup>th</sup> September 2016:-**

Sr. No.	Name of Shareholder	No. of Equity Shares	Amount (in INR)	% of Holding
1	Sintex Plastics Technology Limited	16,030,080	160,300,800	99.99%
2	Mr. Dinesh B. Patel jointly with Sintex Plastics Technology Limited (Nominee)	320	3,200	0.00%
3	Mr. Arun P. Patel jointly with Sintex Plastics Technology Limited (Nominee)	320	3,200	0.00%
4	Mr. Amit D. Patel jointly with Sintex Plastics Technology Limited (Nominee)	320	3,200	0.00%
5	Mr. Rahul A. Patel jointly with Sintex Plastics Technology Limited (Nominee)	320	3,200	0.00%
6	Mr. S. B. Dangayach jointly with Sintex Plastics Technology Limited (Nominee)	320	3,200	0.00%
7	Mr. Ashokekumar Maitra jointly with Sintex Plastics Technology Limited (Nominee)	320	3,200	0.00%
	<b>Total Equity Share Capital</b>	<b>16,032,000</b>	<b>160,320,000</b>	<b>100.00%</b>
	<b>5% Cumulative Redeemable Preference Shareholders</b>			
1	Sintex Plastics Technology Limited	50,00,000	100	100%
	<b>Total Preference Share Capital</b>	<b>50,00,000</b>	<b>100</b>	<b>100%</b>

For Sintex-BAPL Limited

Director/Authorised Signatory


Date: 29<sup>th</sup> September 2016  
Place: Ahmedabad

**Pre-Scheme Shareholding Pattern of Sintex Infra Projects Limited as on 31 March 2016:-**

Sr. No.	Name of Shareholder	No. of Equity Shares	Amount (in INR)	% of Holding
1	BVM Overseas Limited	2,448,530	24,485,300	99.94%
2	Mr. Dinesh B. Patel jointly with BVM Overseas Limited (Nominee)	245	2,450	0.01%
3	Mr. Arun P. Patel jointly with BVM Overseas Limited (Nominee)	245	2,450	0.01%
4	Mr. Amit D. Patel jointly with BVM Overseas Limited (Nominee)	245	2,450	0.01%
5	Mr. Rahul A. Patel jointly with BVM Overseas Limited (Nominee)	245	2,450	0.01%
6	Mr. S. B. Dangayach jointly with BVM Overseas Limited (Nominee)	245	2,450	0.01%
7	Mr. Ashokekumar Maitra jointly with BVM Overseas Limited (Nominee)	245	2,450	0.01%
	<b>Total Share Capital</b>	<b>2,450,000</b>	<b>24,500,000</b>	<b>100.00%</b>

For Sintex Infra Projects Limited

Date: 29<sup>th</sup> September 2016

  
Director/Authorised Signatory



Place: Ahmedabad

**SINTEX INFRA PROJECTS LIMITED**

Abhijeet-1, 7<sup>th</sup> Floor, Mithakhall Six Roads, Ellisbridge, Ahmedabad - 380 006, Gujarat, India.  
Phone: +91-79-26420083, 2642 0045, 2640 7110 Fax: +91-79-2640 3446  
CIN U45201GJ2009PLC058702

www.sintex.in

• INDIA • USA • FRANCE • GERMANY • HUNGARY • MOROCCO • POLAND • SLOVAKIA • TUNISIA

Post-Scheme Shareholding Pattern of Sintex Infra Projects Limited as on 29<sup>th</sup> September 2016:-

Sr. No.	Name of Shareholder	No. of Equity Shares	Amount (in INR)	% of Holding
1	Sintex Plastics Technology Limited	2,448,530	24,485,300	99.94%
2	Mr. Dinesh B. Patel jointly with Sintex Plastics Technology Limited (Nominee)	245	2,450	0.01%
3	Mr. Arun P. Patel jointly with Sintex Plastics Technology Limited (Nominee)	245	2,450	0.01%
4	Mr. Amit D. Patel jointly with Sintex Plastics Technology Limited (Nominee)	245	2,450	0.01%
5	Mr. Rahul A. Patel jointly with Sintex Plastics Technology Limited (Nominee)	245	2,450	0.01%
6	Mr. S. B. Dangayach jointly with Sintex Plastics Technology Limited (Nominee)	245	2,450	0.01%
7	Mr. Ashokekumar Maitra jointly with Sintex Plastics Technology Limited (Nominee)	245	2,450	0.01%
	<b>Total Share Capital</b>	<b>2,450,000</b>	<b>24,500,000</b>	<b>100.00%</b>

For Sintex Infra Projects Limited

Date: 29<sup>th</sup> September 2016

Director and authorised Signatory



Place: Ahmedabad

**SINTEX INFRA PROJECTS LIMITED**

Abhiyeet-1, 7<sup>th</sup> Floor, Mithakhali Six Roads, Ellisbridge, Ahmedabad - 380 006, Gujarat, India.  
Phone: +91-79-26420683, 2642 0045, 2640 7110 Fax: +91-79-2640 3446  
CIN U45201GJ2009PLC058702

www.sintex.in

• INDIA • USA • FRANCE • GERMANY • HUNGARY • MOROCCO • POLAND • SLOVAKIA • TUNISIA



**SINTEX PLASTICS TECHNOLOGY LIMITED**

(Formerly known as NEEV EDUCARE LIMITED)

CIN : U74120GJ2015PLC084071

Registered Office : Abhijeet 7th Floor, Mithakhali Six Road  
Ellisbridge, Ahmedabad - 380 009, Gujarat, India.

Phone : +91-79-26403446

**SINTEX**  
ACTIVE THINKING**Pre-Scheme Shareholding Pattern of Sintex Plastics Technology Limited as on 31 March 2016:-**


Sr. No.	Name of Shareholder	No. of Equity Shares	Amount (in INR)	% of Holding
1	Sintex Industries Limited	9940	99,400	99.40
2	Mr. Arnit D. Patel jointly with Sintex Industries Limited (Nominee)	10	100	0.10
3	Mr. Rahul A. Patel jointly with Sintex Industries Limited (Nominee)	10	100	0.10
4	Mr. Arun P. Patel jointly with Sintex Industries Limited (Nominee)	10	100	0.10
5	Mr. Dinesh B. Patel jointly with Sintex Industries Limited (Nominee)	10	100	0.10
6	Mr. Satyanarayan B. Dangayach jointly with Sintex Industries Limited (Nominee)	10	100	0.10
7	Mr. Ashoke Kumar Maitra jointly with Sintex Industries Limited (Nominee)	10	100	0.10
	<b>Total</b>	<b>10,000</b>	<b>1,00,000</b>	<b>100.00</b>

For Sintex Plastics Technology Limited

Date: 29<sup>th</sup> September 2016

Place: Ahmedabad

Director/Authorised Signatory




Annexure - I

- 1 Name of Listed Entity: **SINTEX PLASTICS TECHNOLOGY LIMITED**
- 2 Scrip Code : **To be listed**  
Name of Scrip : **Equity Shares**  
Class of Security : **N.A.**
- 3 Share Holding Pattern Filed under: Reg. 31(1)(b)  
a. If under 31(1)(b) then indicate the report for Quarter ending : **26th September, 2016**  
b. If under 31(1)(c) then indicate date of allotment/extinguishment
- 4 Declaration: The Listed entity is required to submit the following declaration to the extent of submission of information:-

Sr. No.	Particulars	Yes*	No*
1	Whether the Listed Entity has issued any partly paid up shares?		✓
2	Whether the Listed Entity has issued any Convertible Securities or Warrants?	✓	
3	Whether the Listed Entity has any shares against which depository receipts are issued?		✓
4	Whether the Listed Entity has any shares in locked-in?	✓	
5	Whether any shares held by promoters are pledge or otherwise encumbered?	✓	

\* If the Listed Entity selects the option 'No' for the questions above, the columns for the partly paid up shares, Outstanding Convertible Securities/Warrants, depository receipts, locked-in shares, No of shares pledged or otherwise encumbered by promoters, as applicable, shall not be displayed at the time of dissemination on the Stock Exchange website. Also wherever there is 'No' declared by Listed Entity in above table the values will be considered as 'Zero' by default on submission of the format of holding of specified securities.

- 5 The tabular format for disclosure of holding of specified securities is as follows:-



Introductory sub-table (I)(a) -


Name of the Company: SINTEX PLASTICS TECHNOLOGY LIMITED

Scrip Code, Name of the scrip, class of security : EQUITY

As on : 26th September 2016


Table I - Summary Statement holding of specified securities

Category	Category of shareholder	Nos. of shareholders	No. of fully paid up equity shares held	No. of Partly paid-up equity shares held	No. of shares underlying Depository Receipts	Total nos. shares held	Shareholding as a % of total no. of shares (calculated as per SCRR, 1957)	Number of Voting Rights held in each class of securities				No. of Shares Underlying Outstanding convertible securities (including Warrants)	Shareholding, as a % assuming full conversion of convertible securities (as a percentage of diluted share capital)	Number of Locked in shares		Number of Shares pledged or otherwise encumbered		Number of equity shares held in dematerialized form
								No of Voting Rights			Total as a % of (A+B+C)			No. (a)	As a % of total Shares held (b)	No. (a)	As a % of total Shares held (b)	
								Class: Equity Shares	Class: NIL	Total								
(I)	(II)	(III)	(IV)	(V)	(VI)	(VII)=(IV)+(V)+(VI)	(VIII) As a % of (A+B+C2)	(IX)				(X)	(XI)=(VII)+(X) As a % of (A+B+C2)	(XII)		(XIII)		(XIV)
(A)	Promoter & Promoter Group	19	169981127	0	0	169981127	32.47	169981127	0	169981127	32.47	0	32.47	164000000	9.65	584000000	40.24	169981127
(B)	Public	226229	353491494	0	0	353491494	67.53	353491494	0	353491494	67.53	0	67.53	0	0.00	NA		350315988
(C)	Non Promoter- Non Public															NA		
(C1)	Shares underlying DRs	0	0	0	0	0	NA	0	0	0	0.00	0	0.00	0	0.00	NA		
(C2)	Shares held by Employee Trusts	0	0	0	0	0	0.00	0	0	0	0.00	0	0.00	0	0.00	NA		
	Total	226248	523472621	0	0	523472621	100.00	523472621	0	523472621	100.00	0	100.00	164000000	3.13	684000000	13.07	520297115



109

Table II - Statement showing shareholding pattern of the Promoter and Promoter Group																			
Category & Name of the Shareholders (I)		PAN (II)	No. of sharehol- der (III)	No. of fully paid up equity shares held (IV)	Partly paid-up equity shares held (V)	Nos. of shares underlying Depository Receipts (VI)	Total nos. shares held (VII = IV+V+VI)	Shareholding % calculated as per SCRR, 1957 As a % of (A+B+C2) (VIII)	Number of Voting Rights held in each class of securities (IX)				No. of Shares Underlying Outstanding convertible securities (including Warrants) (X)	Shareholding, as a % assuming full conversion of convertible securities (as a percentage of diluted share capital) (XI) = (VII)+(X) as a % of A+B+C2	Number of Locked in shares (XII)		Number of Shares pledged or otherwise encumbered (XIII)		Number of equity shares held in dematerializ- ed form (XIV)
									No of Voting Rights			Total as a % of Total Voting rights			No. (a)	As a % of total Shares held (b)	No. (a)	As a % of total Shares held (b)	
									Class: Equity Shares	Class: NIL	Total								
<b>(1) Indian</b>																			
(a)	Individuals/Hindu undivided Family		9	3004149			3004149	0.57	3004149		3004149	0.57		0.57	0	0.00		0.00	3004149
	PRANAY ARUNPRASAD PATEL	ADSP5882A		758830			758830	0.14	758830		758830	0.14		0.14	0	0.00		0.00	758830
	RAHUL ARUNBHAI PATEL	ABGP6268C		497090			497090	0.09	497090		497090	0.09		0.09	0	0.00		0.00	497090
	AMIT PATEL	ABGP6259B		398425			398425	0.08	398425		398425	0.08		0.08	0	0.00		0.00	398425
	ARUNPRASAD PURSHOTTAMDAS PATEL	ABGP6270N		327710			327710	0.06	327710		327710	0.06		0.06	0	0.00		0.00	327710
	DEVAL RAHUL PATEL	ADIPP7895B		262500			262500	0.05	262500		262500	0.05		0.05	0	0.00		0.00	262500
	DINESHCHANDRA PATEL	ABBP5032D		290536			290536	0.06	290536		290536	0.06		0.06	0	0.00		0.00	290536
	KALAVATI PATEL	AEPP0513C		225468			225468	0.04	225468		225468	0.04		0.04	0	0.00		0.00	225468
	LEENA ARUNPRASAD PATEL	ABGP6529G		177970			177970	0.03	177970		177970	0.03		0.03	0	0.00		0.00	177970
	POONAM PRANAY PATEL	AAXPP3196M		65620			65620	0.01	65620		65620	0.01		0.01	0	0.00		0.00	65620
(b)	Central Government/ State Government(s)		0	0			0	0.00	0		0	0.00		0.00		0.00		0.00	0
(c)	Financial Institutions/ Banks		0	0			0	0.00	0		0	0.00		0.00		0.00		0.00	0
(d)	Any Other (specify)		10	166976978			166976978	31.90	166976978		166976978	31.90		31.90	16400000	9.82	68400000	40.96	166976978
1	Bodies Corporates		10	166976978			166976978	31.90	166976978		166976978	31.90		31.90	16400000	9.82	68400000	40.96	166976978
	BVM FINANCE PRIVATE LIMITED	AAACB1589J		78103905			78103905	14.92	78103905		78103905	14.92		14.92	0	0.00	60037238	76.87	78103905
	OPEL SECURITIES PVT LTD	AAACO2276P		30223452			30223452	5.77	30223452		30223452	5.77		5.77	8200000	27.13	4181381	13.83	30223452
	KOLON INVESTMENT PVT LTD	AAACK9118L		54918810			54918810	10.49	54918810		54918810	10.49		10.49	8200000	14.93	4181381	7.61	54918810
	DENIS TRADERS AND INVESTMENTS PVT LTD	AAACD6598B		958300			958300	0.18	958300		958300	0.18		0.18		0.00		0.00	958300
	DENIS HOLDINGS PVT LTD	AABCD2088B		774550			774550	0.15	774550		774550	0.15		0.15		0.00		0.00	774550
	STAR LINE LEASING LIMITED	AAACS7851A		938671			938671	0.18	938671		938671	0.18		0.18		0.00		0.00	938671
	BAR MAGNET INVESTMENT PVT LTD	AABCB9205E		397690			397690	0.08	397690		397690	0.08		0.08		0.00		0.00	397690
	MAS CHEMICAL INDUSTRIES PVT LTD	AABCM6329A		393750			393750	0.08	393750		393750	0.08		0.08		0.00		0.00	393750
	SOM SHIVA (IMPEX) LTD	AACCS7803E		262500			262500	0.05	262500		262500	0.05		0.05		0.00		0.00	262500
	PROMINENT PLASTICS LTD	AAACP2800Q		5350			5350	0.00	5350		5350	0.00		0.00		0.00		0.00	5350
Sub-Total (A)(1)			19	169981127	0	0	169981127	32.47	169981127		169981127	32.47	0	32.47	16400000	9.65	68400000	40.24	169981127



110

<b>(2) Foreign</b>															
Individuals (Non-Resident)															
(a)	Individuals/ Foreign Individuals	0	0	0	0.00	0	0	0.00	0.00	0.00	0.00	0.00	0.00	0	0
(b)	Government	0	0	0	0.00	0	0	0.00	0.00	0.00	0.00	0.00	0.00	0	0
(c)	Institutions	0	0	0	0.00	0	0	0.00	0.00	0.00	0.00	0.00	0.00	0	0
(d)	Foreign Portfolio Investor	0	0	0	0.00	0	0	0.00	0.00	0.00	0.00	0.00	0.00	0	0
(f)	Any Other (specify)	0	0	0	0.00	0	0	0.00	0.00	0.00	0.00	0.00	0.00	0	0
		0	0	0	0.00	0	0	0.00	0.00	0.00	0.00	0.00	0.00	0	0
Sub-Total (A)[2]		0	0	0	0	0	0.00	0	0	0.00	0	0.00	0	0.00	0
Total Shareholding of Promoter and Promoter Group (A)= (A)[1]+(A)[2]		19	169981127	0	0	169981127	32.47	169981127	0	169981127	32.47	0	32.47	16400000	9.65
														68400000	40.24
															169981127





Table III - Statement showing shareholding pattern of the Public shareholder																			
Category & Name of the Shareholders (I)		PAN (II)	No. of sharehol- der (III)	No. of fully paid up equity shares held (IV)	Partly paid-up equity shares held (V)	Nos. of shares underlying Depository Receipts (VI)	Total nos. shares held (VII = IV+V+VI)	Shareholding % calculated as per SCRR, 1957 As a % of (A+B+C2) (VIII)	Number of Voting Rights held in each class of securities (IX)				No. of Shares Underlying Outstanding convertible securities (including Warrants) (X)	Total shareholding , as a % assuming full conversion of convertible securities (as a percentage of diluted share capital) (XI)	Number of Locked in shares (XII)		Number of Shares pledged or otherwise encumbered (XIII)		Number of equity shares held in dematerializ- ed form (XIV)
									No of Voting Rights		Total as a % of Total Voting rights								
									Class: Equity Shares	Class: NIL	Total								
(1) Institutions																			
(a)	Mutual Funds/		10	5507180			5507180	1.05	5507180		5507180	1.05		1.05	0	0.00	NA	5505180	
(b)	Venture Capital Funds		0	0			0	0.00	0		0	0.00		0.00		0.00	NA	0	
(c)	Alternate Investment Funds		0	0			0	0.00	0		0	0.00		0.00		0.00	NA	0	
(d)	Foreign Venture Capital Investors		0	0			0	0.00	0		0	0.00		0.00		0.00	NA	0	
(e)	Foreign Portfolio Investors		88	80520348			80520348	15.38	80520348		80520348	15.38		15.38	0	0.00	NA	80520348	
	PLATINUM ASIA FUND	AAATP8273E		19153341			19153341	3.66	19153341		19153341	3.66		3.66	0	0.00	NA	19153341	
	CAUSEWAY EMERGING MARKETS FUND	AAATC8849F		7739073			7739073	1.48	7739073		7739073	1.48		1.48	0	0.00	NA	7739073	
	DIMENSIONAL EMERGING MARKETS VALUE FUND	AACCD1578M		8262927			8262927	1.58	8262927		8262927	1.58		1.58	0	0.00	NA	8262927	
	MACQUARIE EMERGING MARKETS ASIAN TRADING PTE. LTD	AAGCM8776N		6170384			6170384	1.18	6170384		6170384	1.18		1.18	0	0.00	NA	6170384	
(f)	Financial Institutions/ Banks		14	372389			372389	0.07	372389		372389	0.07		0.07		0.00	NA	360989	
(g)	Insurance Companies		26	8791462			8791462	1.68	8791462		8791462	1.68		1.68	0	0.00	NA	8791462	
(h)	Provident Funds/ Pension Funds		0	0			0	0.00	0		0	0.00		0.00		0.00	NA	0	
(i)	Any Other (specify)		48	69474456			69474456	13.27	69474456	0	69474456	13.27		13.27	0	0.00	NA	69473956	
1	Unit Trust of India		1	500			500	0.00	500	0	500	0.00		0.00	0	0.00	NA	0	
2	Foreign Institutional Investors		47	69473956			69473956	13.27	69473956	0	69473956	13.27		13.27	0	0.00	NA	69473956	
	BARCLAYS MERCHANT BANK (SINGAPORE) LTD.	AACCB0070E		23872768			23872768	4.56	23872768	0	23872768	4.56		4.56	0	0.00	NA	23872768	
	MORGAN STANLEY ASIA (SINGAPORE) PTE.	AAECM3575F		8693529			8693529	1.66	8693529	0	8693529	1.66		1.66	0	0.00	NA	8693529	
	Sub-Total (B)(1)		186	164665835	0	0	164665835	31.46	164665835	0	164665835	31.46	0	31.46	0	0.00	NA	164651935	
(2)	Central Government/ State Government(s)/ President of India		0	0			0	0.00	0		0	0.00		0.00		0.00	NA	0	
	Sub-Total (B)(2)		0	0	0	0	0	0.00	0	0	0	0.00	0	0.00	0	0.00	NA	0	



(3) Non-institutions																
Individuals																
i. Individual shareholders holding nominal share capital up to Rs. 2 lakhs.																
	221004	133775075		133775075	25.56	133775075		133775075	25.56		25.56	0.00	NA	130721928		
(a)																
ii. Individual shareholders holding nominal share capital in excess of Rs. 2 lakhs.																
	27	10288172		10288172	1.97	10288172		10288172	1.97		1.97	0.00	NA	10288172		
(b)	NBFCs registered with RBI															
	0	0		0	0.00	0		0	0.00		0.00	0.00	NA	0		
(c)	Employee Trusts															
	0	0		0	0.00	0		0	0.00		0.00	0.00	NA	0		
(d)	Overseas Depositories (holding DRs) (balancing figure)															
	0	0		0	0.00	0		0	0.00		0.00	0.00	NA	0		
(e)	Any Other (specify)															
	5012	44762412		44762412	8.55	44762412		44762412	8.55		8.55	0.00	NA	44653953		
1	1456	20804872		20804872	3.97	20804872		20804872	3.97		3.97	0.00	NA	20727963		
Bodies Corporate																
2	2296	4305246		4305246	0.82	4305246		4305246	0.82		0.82	0.00	NA	4304296		
NRIs (Repat)																
3																
NRIs (Non-Repat)																
4	681	1043532		1043532	0.20	1043532		1043532	0.20		0.20	0.00	NA	1036372		
Clearing Members																
	564	2964815		2964815	0.57	2964815		2964815	0.57		0.57	0.00	NA	2964815		
5	7	48095		48095	0.01	48095		48095	0.01		0.01	0.00	NA	48095		
Trust																
6	3	15535232		15535232	2.97	15535232		15535232	2.97		2.97	0.00	NA	15535232		
Foreign Companies																
GOVERNMENT OF SINGAPORE																
	AAAJG0594R	10943673		10943673	2.09	10943673		10943673	2.09		2.09	0.00	NA	10943673		
7	2	1915		1915	0.00	1915		1915	0.00		0.00	0.00	NA	1915		
Foreign Nationals																
8	1	35165		35165	0.01	35165		35165	0.01		0.01	0.00	NA	35165		
Foreign Portfolio (Individual)																
9	2	23540		23540	0.00	23540		23540	0.00		0.00	0.00	NA	100		
Directors/Relatives																
Sub-Total (B)(3)																
	226043	188825659	0	0	188825659	36.07	188825659	0	188825659	36.07	0	36.07	0	0.00	NA	185664053
Total Public Shareholding (B) = (B)(1)+(B)(2)+(B)(3)																
	226229	353491494	0	0	353491494	67.53	353491494	0	353491494	67.53	0	67.53	0	0.00	NA	350315988






Table IV - Statement showing shareholding pattern of the Non Promoter- Non Public shareholder																		
Category & Name of the Shareholders (I)	PAN (II)	No. of sharehol- der (III)	No. of fully paid up equity shares held (IV)	Partly paid-up equity shares held (V)	Nos. of shares underlying Depository Receipts (VI)	Total nos. shares held (VII = IV+V+VI)	Shareholding % calculated as per SCRR, 1957 As a % of (A+B+C2) (VIII)	Number of Voting Rights held in each class of securities (IX)				No. of Shares Underlying Outstanding convertible securities (including Warrants) (X)	Total shareholding , as a % assuming full conversion of convertible securities { as a percentage of diluted share capital) (XI)	Number of Locked in shares (XII)		Number of Shares pledged or otherwise encumbered (XIII)		Number of equity shares held in dematerializ- ed form (XIV)
								No of Voting Rights			Total as a % of Total Voting rights			No.	As a % of total Shares held	No. (Not applicable)	As a % of total shares held	
								Class: Equity Shares	Class: NIL	Total								
[1] Custodian/DR Holder		0	0			0	0.00	0		0	0.00		0.00		0.00		0.00	0
(a) Name of DR Holder (if available)																		
[2] Employee Benefit Trust (under SEBI (Share based Employee Benefit Regulations, 2014)		0	0			0	0.00	0		0	0.00		0.00		0.00		0.00	0
(a)																		
Total Non-Promoter- Non Public Shareholding (C)= (C)(1)+(C)(2)		0	0	0	0	0	0.00	0	0	0	0.00	0	0.00	0	0.00	0	0.00	0

